

SYLLABLE WORKSHEETS

MARK PENNINGTON



ORAL RESPONSE
DRILLS
SYLLABLE
WORKSHEETS



SYLLABLE RULES
ACCENT RULES



Syllable Worksheets

Mark Pennington
M.A. Reading Specialist

Pennington Publishing
El Dorado Hills, CA

COPYRIGHT © 2014, 2017 Pennington Publishing

Printed in the United States of America

NOTICE TO THE READER

All rights reserved Pennington Publishing 2017. Permission is hereby granted to the individual purchaser to reproduce student materials in this book for noncommercial individual or classroom use only.

Some materials in this book have been previously published in *Teaching Reading Strategies* ©2014 and the Spelling and Syllabication Academic Literacy Center ©2017.

The book is licensed to one teacher and copies made be made or lessons used online for the class or classes directly supervised by that one teacher. The contents of the book may not be stored on a computer network or on individual computers in a computer lab that more than one teacher uses. In other words, multiple teachers require the purchase of multiple books. Contact the publisher for discount site licenses.

Other than the heretofore specified limited permission for reproduction, the text of this publication, or any part thereof, may not be reproduced or transmitted in any form or by any means, electronics or mechanical, including photocopying, recording, storage in an information retrieval system, or otherwise, without prior written permission of the publisher.

The Publisher makes no representation or warranties of any kind, including but not limited to, the warranties of fitness for particular purpose or merchantability, nor are any such representations implied with respect to the material set forth herein, and the publisher takes no responsibility with respect to such material. The publisher shall not be liable for any special, consequential, or exemplary damages resulting, in whole or part, for the readers' or students' reliance upon, this material.

Notes:

The author provides a comprehensive spelling program for grades 4, 5, 6, 7, and 8 with spelling tests, spelling sorts, a diagnostic spelling patterns assessment with corresponding remedial spelling worksheets (all with formative assessments), plus spelling review games and additional resources in [Differentiated Spelling Instruction](#).

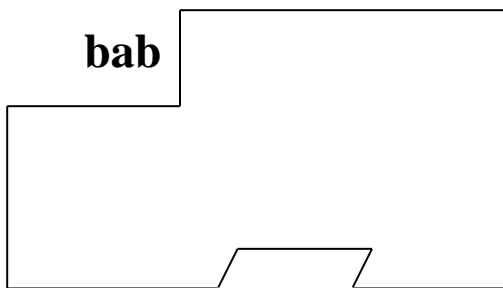
The complete set of syllable worksheets, 56 vocabulary worksheets, vocabulary study cards, plus vocabulary review games and additional resources are found in the [Common Core Vocabulary Toolkit](#) grades 4, 5 6, 7, and 8 programs.

Syllable Worksheets

The syllable worksheets will help your students practice and internalize the key syllable rules. First, complete the oral response drill, and then assign students the worksheets to complete on their own. Upon completion, have the students self-correct from the answer display to learn from their own mistakes.

Preparation

A projector is required for the oral response drill. Cut out a card from black construction paper with one corner cut off as a rectangle to isolate each word part. Also cut a bottom flap to slide the card against the screen or projector. Make several of these cards.



Oral Response Drill and Syllable Worksheets Directions

1. Read and explain the syllable rule.
2. Using the answer sheet as a guide, isolate each syllable on the display. Students say the word part, as soon as the syllable is isolated on the display. Remind students to “Don’t shout, but don’t whisper. Use your six-inch voices.” Use the whole class responses to adjust to the correct pronunciation, as necessary.
3. Prompt by saying, “Blend” as you slide your hand from left to right under the projected word. Students blend the syllables. If some students incorrectly pronounce the word, say, “Adjust” and let the dominate voices of the class teach those who mispronounced the word.
4. Prompt by saying, “Snap and clap” and lead students in snapping on the unaccented syllables and clapping on the primary accent syllable.
5. Students apply the syllable rule to divide the words into syllables with / marks. Students also write the accent mark (/) above the primary vowel accent.
6. Upon completion, display the answers. Students self-correct and revise their answers.

Closed Syllable Division Worksheet #1

Closed Syllable Rule: A vowel before a syllable-ending consonant (VC) is usually short. This pattern is called a *closed syllable*. The syllable following begins with a consonant.

Examples: mas/cot, bas/ket

Directions: Divide the words into syllables, according to the rule, with / marks and write the accent mark (') above the primary vowel accent.

1. napkin

2. pencil

3. fidget

4. picnic

5. contest

6. bandit

7. atlas

8. invented

9. insult

10. plastic

11. sandwich

12. hundred

13. monster

14. trumpet

15. insect

16. fantastic

17. splendid

18. cactus

19. magnet

20. canyon

21. actress

22. quintet

23. kidnap

24. locker

25. pumpkin

26. subtract

27. frantic

Closed Syllable Division Worksheet #2

Closed Syllable Rule: A vowel before a syllable-ending consonant (VC) is usually short. This pattern is called a *closed syllable*. The syllable following begins with a consonant.

Examples: mas/cot, bas/ket

Word Jumbles Directions: Unjumble these words in the spaces provided. Carefully divide the words into syllables with / marks. Then, write the accent mark (') above the primary vowel accent.

1. padnik _____

2. aaitfatsc _____

3. wcdsnhai _____

4. tbstcrua _____

5. uinpmpk _____

Nonsense Words Directions: Carefully divide these nonsense words into syllables with / marks, according to the syllable rule.

6. l a t c h l e n

7. c a m b l u n d

8. r e s t b i l t

9. t h i c h e s t e l

10. b o d i f l e n t

Book Search Directions: Find four two-syllable words that have closed syllables for each word part.

Book Titles: _____

_____ p.____

_____ p.____

Open Syllable Division Worksheet #3

Open Syllable Rule: A vowel at the end of a syllable (CV) usually has a long vowel sound. This pattern is called an *open syllable*. The syllable following begins with a consonant.

Example: be/low

Directions: Divide the words into syllables, according to the rule, with / marks and write the accent mark (') above the primary vowel accent.

1. lazy

2. photo

3. freebie

4. ego

5. ivy

6. hobo

7. tepee

8. decay

9. spicy

10. slowly

11. payee

12. gravy

13. zero

14. pastry

15. solo

16. cocoa

17. slimy

18. cutie

19. reply

20. halo

21. repay

22. shady

23. deny

24. veto

25. tasty

26. below

27. trophy

Open Syllable Division Worksheet #4

Open Syllable Rule: A vowel at the end of a syllable (CV) usually has a long vowel sound. This pattern is called an *open syllable*. The syllable following begins with a consonant.

Example: be/low

Word Jumbles Directions: Unjumble these words in the spaces provided. Carefully divide the words into syllables with / marks. Then, write the accent mark (') above the primary vowel accent.

1. o p o t h _____

2. m s y l i _____

3. b i e f r e e _____

4. h y p r o t _____

5. a t s p y r _____

Nonsense Words Directions: Carefully divide these nonsense words into syllables with / marks, according to the syllable rule.

6. g l o w l y

7. t r i p l a y

8. m s s h i l e e

9. t r a d y b y

10. s t r i l u b e a

Book Search Directions: Find four two-syllable words that have open syllables for each word part.

Book Titles: _____

_____ p.____

_____ p.____

Silent Final *e* Syllable Division Worksheet #5

Silent Final *e* Syllable Rule: The silent final *e* makes the vowel before a long sound, if only one consonant sound is between the two (VCe). **Example:** late/ly.

Directions: Divide the words into syllables, according to the rule, with / marks and write the accent mark (') above the primary vowel accent.

- | | | |
|----------------|----------------|----------------|
| 1. basement | 2. obese | 3. fading |
| 4. scenery | 5. hateful | 6. compete |
| 7. lively | 8. decode | 9. enshrine |
| 10. lonely | 11. glided | 12. misquoted |
| 13. release | 14. muting | 15. salesman |
| 16. misused | 17. female | 18. bakery |
| 19. received | 20. supremely | 21. dining |
| 22. bridegroom | 23. midwife | 24. dispute |
| 25. compote | 26. excitement | 27. dislocated |

Silent Final e Syllable Division Worksheet #6

Silent Final e Syllable Rule: The silent final *e* makes the vowel before a long sound, if only one consonant sound is between the two (VCe). **Example:** late/ly.

Word Jumbles Directions: Unjumble these words in the spaces provided. Carefully divide the words into syllables with / marks. Then, write the accent mark (') above the primary vowel accent.

1. nheesirn _____

2. eeveericd _____

3. ceryesn _____

4. omoedbgirr _____

5. sdetiloacd _____

Nonsense Words Directions: Carefully divide these nonsense words into syllables with / marks, according to the syllable rule.

6. p l a m e m e n t

7. l i t e s i n e

8. s t r e e b l e t e

9. a n e s p l u m e

10. r o n e b r u t e f u l

Book Search Directions: Find four silent final *e* words.

Book Titles: _____

_____ p.____

_____ p.____

Vowel Teams Syllable Division Worksheet #7

Vowel Teams Syllable Rule: Usually keep vowel teams together in the same syllable.

Example: beau/ty.

Directions: Divide the words into syllables, according to the rule, with / marks and write the accent mark (') above the primary vowel accent.

- | | | |
|---------------|----------------|-----------------|
| 1. ownership | 2. throughout | 3. awful |
| 4. eyebrows | 5. ointment | 6. cautiousness |
| 7. howling | 8. weighty | 9. afterthought |
| 10. roughly | 11. receipt | 12. boastful |
| 13. rooster | 14. cheapskate | 15. undergoes |
| 16. wooden | 17. between | 18. rainfall |
| 19. greatest | 20. mischief | 21. spraying |
| 22. deathlike | 23. friendship | 24. sleighing |
| 25. fruitful | 26. fewest | 27. keystroke |

Vowel Teams Syllable Division Worksheet #8

Vowel Teams Syllable Rule: Usually keep vowel teams together in the same syllable.

Example: beau/ty.

Word Jumbles Directions: Unjumble these words in the spaces provided. Carefully divide the words into syllables with / marks. Then, write the accent mark (') above the primary vowel accent.

1. yhurlog _____

2. lgishegin _____

3. spahceteka _____

4. ueogdnrse _____

5. toisuylacu _____

Nonsense Words Directions: Carefully divide these nonsense words into syllables with / marks, according to the syllable rule.

6. s t e a t h e n t

7. t a i s w e e n

8. c l o w l i e f

9. t r o i b l e i n

10. b o u g h l a w z l y

Book Search Directions: Find four two-syllable words that have vowel teams in one of the word parts.

Book Titles: _____

_____ p.____ _____ p.____

_____ p.____ _____ p.____

***r – controlled* Vowel Syllable Division Worksheet #9**

***r – controlled* Vowels Syllable Rule:** Keep the *r – controlled* vowels in the same syllable. The *r* changes the pronunciation of a connected vowel. **Examples:** **One sound /r/–** stretch/**er**, whirl/**ring**, **ur/gent**, **cour/age**; **Two sounds /air/–** hair/**net**, wear/**ing**, heir/**loom**, bare/**ly**; **Two sounds /or/–** ac/**tor**, re/**store**, di/**no/saur**, back/**court**; **Two sounds /eer/–** ear/**ring**, cheer/**ful** **Two sounds /oo/–** tour/**ist**, pure/**ly**; **Three sounds /our/–** hour/**ly**

Directions: Divide the words into syllables, according to the rule, with / marks and write the accent mark (') above the primary vowel accent.

- | | | |
|-----------------|---------------|-----------------|
| 1. argument | 2. artistic | 3. burglar |
| 4. perspiration | 5. erratic | 6. admirer |
| 7. circumvent | 8. surname | 9. tornado |
| 10. format | 11. terrain | 12. firmly |
| 13. absurd | 14. urgently | 15. sulfur |
| 16. erroneous | 17. cigarette | 18. murmur |
| 19. stirring | 20. herder | 21. curtain |
| 22. squirming | 23. virtual | 24. charmer |
| 25. enormous | 26. immortal | 27. uncertainty |

***r – controlled* Vowel Syllable Division Worksheet #10**

***r – controlled* Vowels Syllable Rule:** Keep the *r – controlled* vowels in the same syllable. The *r* changes the pronunciation of a connected vowel. **Examples: One sound /r/–** stretch/**er**, whir/**ring**, **ur**/**gent**, **cour**/**age**; **Two sounds /air/–** hair/**net**, wear/**ing**, heir/**loom**, bare/**ly**; **Two sounds /or/–** ac/**tor**, re/**store**, di/**no/saur**, back/**court**; **Two sounds /eer/–** ear/**ring**, cheer/**ful** **Two sounds /oo/–** tour/**ist**, pure/**ly**; **Three sounds /our/–** hour/**ly**

Word Jumbles Directions: Unjumble these words in the spaces provided. Carefully divide the words into syllables with / marks. Then, write the accent mark (') above the primary vowel accent.

1. canrtui _____

2. uusflr _____

3. uricevmcnt _____

4. roetrkste _____

5. agtetred _____

Nonsense Words Directions: Carefully divide these nonsense words into syllables with / marks, according to the syllable rule.

6. l a r c l u n

7. s e n t e r m e n t

8. s l a n b i r g e

9. o r s h a m b e

10. d o u r l e e l s t e r

Book Search Directions: Find four two-syllable words which include an *r – controlled* vowel.

Book Titles: _____

_____ p.____ _____ p.____

_____ p.____ _____ p.____

Double Consonant Syllable Division Worksheet #11

Double Consonant Syllable Rule: When two consonants come between two vowels in a word, divide the syllable between the consonants. Exceptions: Don't divide between the consonants of a digraph (*ch, sh, wh, th*) and usually keep blends together e.g., *bl, br, sw*. Only separate ending "ed" suffixes from their roots when the roots end in *d* or *t*.

Examples: *din/ner, com/mit/ted, latch/key con/fessed*.

Directions: Divide the words into syllables, according to the rule, with / marks and write the accent mark (') above the primary vowel accent.

- | | | |
|----------------|------------------|----------------|
| 1. extended | 2. stopping | 3. stutter |
| 4. sincerely | 5. typhoid | 6. sluggishly |
| 7. important | 8. permitted | 9. forgotten |
| 10. starvation | 11. substantial | 12. readmitted |
| 13. bookworm | 14. seamstress | 15. kidnapped |
| 16. starring | 17. imprinted | 18. astonished |
| 19. discussed | 20. splitting | 21. fitness |
| 22. madness | 23. gladden | 24. stirring |
| 25. shipment | 26. presentation | 27. hiccupped |

Double Consonant Syllable Division Worksheet #12

Double Consonant Syllable Rule: When two consonants come between two vowels in a word, divide the syllable between the consonants. Exceptions: Don't divide between the consonants of a digraph (*ch, sh, wh, th*) and usually keep blends together e.g., *bl, br, sw*. Only separate ending "ed" suffixes from their roots when the roots end in *d* or *t*.

Examples: *din/ner, com/mit/ted, latch/key con/fessed*.

Word Jumbles Directions: Unjumble these words in the spaces provided. Carefully divide the words into syllables with / marks. Then, write the accent mark (') above the primary vowel accent.

1. nitrasrg _____

2. escosdisd _____

3. trgooftne _____

4. edaitmtder _____

5. pcucihpde _____

Nonsense Words Directions: Carefully divide these nonsense words into syllables with / marks, according to the syllable rule.

6. d e w a p p i n g

7. e t t e n b o n d

8. s t r i m m i e d

9. t h r u n n e r d

10. c l o g g e s t

Book Search Directions: Find four words which have double consonants before the suffix.

Book Titles: _____

_____ p.____

_____ p.____

Inflected Endings Syllable Division Worksheet #13

Inflected Endings Syllable Rule: Inflected endings change the grammar or add to the meaning of a word. English has very few inflected endings compared to most other languages.

Examples: wait – wait/**ing**, read – read/**er** (one who reads)

Directions: Divide the words into syllables, according to the rule, with / marks and write the accent mark (') above the primary vowel accent.

- | | | |
|----------------|-----------------|------------------|
| 1. radios | 2. diskette | 3. virtuous |
| 4. rodeos | 5. possessed | 6. misbehavior |
| 7. superheroes | 8. undertaking | 9. bereavement |
| 10. midwives | 11. written | 12. neighborhood |
| 13. buddies | 14. microscope | 15. repulsion |
| 16. monkeys | 17. Middleville | 18. mutation |
| 19. eyebrows | 20. sealant | 21. furious |
| 22. couches | 23. inventor | 24. wisdom |
| 25. infatuated | 26. actress | 27. unkindest |

Inflected Endings Syllable Division Worksheet #14

Inflected Endings Syllable Rule: Inflected endings change the grammar or add to the meaning of a word. English has very few inflected endings compared to most other languages.

Examples: wait – wait/**ing**, read – read/**er** (one who reads)

Word Jumbles Directions: Unjumble these words in the spaces provided. Carefully divide the words into syllables with / marks. Then, write the accent mark (^ˈ) above the primary vowel accent.

1. sotivruu _____

2. esospsesd _____

3. tmaiutno _____

4. ryebeows _____

5. nvtienor _____

Nonsense Words Directions: Carefully divide these nonsense words into syllables with / marks, according to the syllable rule.

6. m i t c h l e d

7. c u s t l e s t

8. y e l t o n m e n t

9. w h i t h a n t

10. t o l u n t s t r i e d

Book Search Directions: Find four words that have different inflections.

Book Titles: _____

_____ p.____ _____ p.____

_____ p.____ _____ p.____

Schwa Syllable Division Worksheet #15

Schwa Syllable Rule: Unaccented vowel sounds frequently have the *schwa* sound, especially when there is only one letter in the syllable. All vowels can have the *schwa* sound. The schwa makes a long /ūh/ sound. **Examples:** a/lárm, com/mít The schwa can also make a short /ŭh/ or /ĩ/ sound. **Examples:** cúr/tain, gál/lon

Directions: Divide the words into syllables, according to the rule, with / marks and write the accent mark (') above the primary vowel accent.

- | | | |
|------------------|--------------------|----------------|
| 1. about | 2. preparatory | 3. mountain |
| 4. kitten | 5. cemetery | 6. mischievous |
| 7. easily | 8. engineer | 9. vehicle |
| 10. galloping | 11. welcome | 12. porpoises |
| 13. applicable | 14. representative | 15. natural |
| 16. mathematic | 17. diagram | 18. persecute |
| 19. discovery | 20. imaginary | 21. invisible |
| 22. wonderful | 23. sophomore | 24. melody |
| 25. deliberately | 26. symphony | 27. traveling |

Schwa Syllable Division Worksheet #16

Schwa Syllable Rule: Unaccented vowel sounds frequently have the *schwa* sound, especially when there is only one letter in the syllable. All vowels can have the *schwa* sound. The schwa makes a long /ūh/ sound. **Examples:** a/lárm, com/mít The schwa can also make a short /ŭh/ or /ĩ/ sound. **Examples:** cúr/tain, gál/ion

Word Jumbles Directions: Unjumble these words in the spaces provided. Carefully divide the words into syllables with / marks. Then, write the accent mark (') above the primary vowel accent.

1. agdairm _____

2. mocwlee _____

3. egneiner _____

4. ecemytre _____

5. tapenrrseetiev _____

Nonsense Words Directions: Carefully divide these nonsense words into syllables with / marks, according to the syllable rule.

6. k e r l i o n

7. a t e n d o u s

8. c o m m e s t r i o u s

9. b u s t a i n l y

10. d o w m a n

Book Search Directions: Find four words which include the schwa: two in the first syllable and two in the second syllable.

Book Titles: _____

_____ p.____ _____ p.____

_____ p.____ _____ p.____

Consonant-“le” Division Worksheet #17

Consonant-“le” Syllable Rule: A suffix syllable ending with a consonant-“le” has a short *schwa* sound (a nasal short ũ) between the consonant and the “le” ending. The *e* is silent.

Examples: can/dle, pim/ple

Directions: Divide the words into syllables, according to the rule, with / marks and write the accent mark (/) above the primary vowel accent.

1. handle

2. hassled

3. trickled

4. muscle

5. humble

6. cattleman

7. single

8. purple

9. rifle

10. paddling

11. measles

12. ticklish

13. circling

14. bottle

15. settlement

16. toggle

17. sample

18. stifle

19. cradle

20. trifling

21. unbuckled

22. uncle

23. fabled

24. gentlemen

25. encircle

26. triangle

27. reshuffle

Consonant-“le” Division Worksheet #18

Consonant-“le” Syllable Rule: A suffix syllable ending with a consonant-“le” has a short *schwa* sound (a nasal short ũ) between the consonant and the “le” ending. The *e* is silent.

Examples: can/dle, pim/ple

Word Jumbles Directions: Unjumble these words in the spaces provided. Carefully divide the words into syllables with / marks. Then, write the accent mark (/) above the primary vowel accent.

1. upprel _____

2. cuselm _____

3. heldna _____

4. dldinpag _____

5. etlsetemnt _____

Nonsense Words Directions: Carefully divide these nonsense words into syllables with / marks, according to the syllable rule.

6. m u s g l e

7. l a t l e m a n

8. p u n b l e m a n t

9. a w f l e t i n e

10. y a s s l e l y

Book Search Directions: Find four words with different consonant-“le” syllables.

Book Titles: _____

_____ p.____ _____ p.____

_____ p.____ _____ p.____

Vowel Pronunciation Shift Syllable Division Worksheet #19

Vowel Pronunciation Shift Syllable Rule: Vowel sounds may change pronunciation or spelling between related words. **Example:** ex/plain (The “ai” has a long /ā/ sound) – ex/pla/na/tion (The *a* has a short /ă/ sound)

Directions: Divide the words into syllables, according to the rule, with / marks and write the accent mark (') above the primary vowel accent.

- | | | |
|----------------|-----------------|----------------|
| 1. compete | 2. competitive | 3. competition |
| 4. repeating | 5. repetitive | 6. repetitious |
| 7. hypnotize | 8. hypnotic | 9. hypnosis |
| 10. metal | 11. metallic | |
| 12. extremity | 13. extreme | |
| 14. local | 15. locality | |
| 16. dining | 17. dinner | |
| 18. insanity | 19. insane | |
| 20. pleasant | 21. pleasing | |
| 22. presume | 23. presumption | |
| 24. defining | 25. definition | |
| 26. recitation | 27. recite | |

Vowel Pronunciation Shift Syllable Division Worksheet #20

Vowel Pronunciation Shift Syllable Rule: Vowel sounds may change pronunciation or spelling between related words. **Example:** ex/plain (The “ai” has a long /ā/ sound) – ex/pla/na/tion (The *a* has a short /ă/ sound)

Word Jumbles Directions: Unjumble these words in the spaces provided. Carefully divide the words into syllables with / marks. Then, write the accent mark (^ˈ) above the primary vowel accent.

1. periteagn _____

2. epteiirtev _____

3. noitpeitir _____

4. gnneidfi _____

5. iiifedntno _____

Nonsense Words Directions: Carefully divide these nonsense words into syllables with / marks, according to the syllable rule.

6. q u a t i z e

7. q u a t i c

8. q u a t i n g

9. q u a t e d

10. q u a t l y

Book Search Directions: Find four words which have vowels that change in pronunciation between related words.

Book Titles: _____

_____ p.____ _____ p.____

_____ p.____ _____ p.____

Consonant Pronunciation Shift Syllable Division Worksheet #21

Consonant Pronunciation Shift Syllable Rule: Consonant sounds may change pronunciation among related words.

Example: pub/lic (The *c* has a /k/ sound) – pub/li/cize (The *c* has a /s/ sound)

Directions: Divide the words into syllables, according to the rule, with / marks and write the accent mark (') above the primary vowel accent.

1. critic

2. criticize

3. critique

4. medicine

5. medical

6. medicinal

7. politics

8. politician

9. policy

10. resign

11. signature

12. election

13. elect

14. vehicle

15. vehicular

16. condemn

17. condemnation

18. benefit

19. beneficial

20. divide

21. division

22. magic

23. magician

24. college

25. collegial

26. practical

27. practice

Consonant Pronunciation Shift Syllable Division

Worksheet #22

Consonant Pronunciation Shift Syllable Rule: Consonant sounds may change pronunciation among related words.

Example: pub/lic (The *c* has a /k/ sound) – pub/li/cize (The *c* has a /s/ sound)

Word Jumbles Directions: Unjumble these words in the spaces provided. Carefully divide the words into syllables with / marks. Then, write the accent mark (^ˈ) above the primary vowel accent.

1. tiplocis _____

2. opniltciai _____

3. amgci _____

4. olpyic _____

5. iamgcnia _____

Nonsense Words Directions: Carefully divide these nonsense words into syllables with / marks, according to the syllable rule.

6. u n d e f i t u n d e f i c i a l

7. a n t c i d e a n t c i d i s i o n

8. l u t t e g e l u t t e g i a l

9. o t d a r n a l o t d a r n i n a l

10. a t l i c a t l i c i a n

Book Search Directions: Find four words which have consonants that change in pronunciation between related words.

Book Titles: _____

_____ p.____ _____ p.____

_____ p.____ _____ p.____

Accent Shift Syllable Division Worksheet #23

Accent Shift Syllable Rule: Accent placements sometimes change between related words. All words have one syllable that has a primary accent on its vowel sound.

Example: éⁿ/er/gy – en/er/^gé/tic

Directions: Divide the words into syllables, according to the rule, with / marks and write the accent mark (') above the primary vowel accent.

1. moment

2. momentous

3. abstraction

4. abstract

5. biological

6. biology

7. electric

8. electricity

9. allergy

10. allergic

11. conserve

12. conservation

13. magnet

14. magnetic

15. tranquil

16. tranquility

17. photography

18. photograph

19. preview

20. previewing

21. injurious

22. injury

23. democrat

24. democracy

Accent Shift Syllable Division Worksheet #24

Accent Shift Syllable Rule: Accent placements sometimes change between related words. All words have one syllable that has a primary accent on its vowel sound.

Example: éⁿ/er/gy – en/er/^gé/tic

Word Jumbles Directions: Unjumble these words in the spaces provided. Carefully divide the words into syllables with / marks. Then, write the accent mark (^ˈ) above the primary vowel accent.

1. ilralegc _____

2. llyrgea _____

3. tocivcn _____

4. nvcciiootn _____

Nonsense Words Directions: Carefully divide these nonsense words into syllables with / marks, according to the syllable rule.

5. p a l r i c p a l r i c i t y

6. t r i s e r v e t r i s e r v a t i o n

7. n u q u e l n u q u e l i t y

8. d o w t e r d o w t e r i o u s

9. c l a s t e n c l a s t e n a c y

10. t e l i c a l t e l i c i s m

Book Search Directions: Find four words which have accents that change in pronunciation between related words.

Book Titles: _____

_____ p.____ _____ p.____

_____ p.____ _____ p.____

Prefix Syllable Division Worksheet #25

Prefix Syllable Rule: *Prefixes* are word parts at the beginning of a word that change the meaning of the base word or incomplete root. Some words have two prefixes.

Examples: **pre**/view, **un/im**/proved

Directions: Divide the words into syllables, according to the rule, with / marks and write the accent mark (') above the primary vowel accent.

- | | | |
|----------------|------------------|---------------|
| 1. antidote | 2. community | 3. engage |
| 4. inactive | 5. resurgence | 6. emphatic |
| 7. immobile | 8. energetic | 9. nonsense |
| 10. superman | 11. understand | 12. illegal |
| 13. irritant | 14. definitely | 15. foreword |
| 16. middle | 17. prescription | 18. overview |
| 19. unsanitary | 20. semicircle | 21. transport |
| 22. cooperate | 23. distinguish | 24. prosper |
| 25. convention | 26. misleading | 27. collects |

Prefix Syllable Division Worksheet #26

Prefix Syllable Rule: *Prefixes* are word parts at the beginning of a word that change the meaning of the base word or incomplete root. Some words have two prefixes.

Examples: **pre**/view, **un/im**/proved

Word Jumbles Directions: Unjumble these words in the spaces provided. Carefully divide the words into syllables with / marks. Then, write the accent mark (') above the primary vowel accent.

1. umnycmoit _____

2. lilegla _____

3. cstpepiirron _____

4. gnsditiuihs _____

5. noictoven _____

Nonsense Words Directions: Carefully divide these nonsense words into syllables with / marks, according to the syllable rule.

6. c o n t i l e

7. r e p e n s e

8. p r e p e r t

9. a n p e r t a t e

10. f o r e k e t t a n y

Book Search Directions: Find four words that have different prefixes.

Book Titles: _____

_____ p.____ _____ p.____

_____ p.____ _____ p.____

Suffix Syllable Division Worksheet #27

Suffix Syllable Rule: *Suffixes* are word parts at the ending of a word that change the meaning of the base word or incomplete root, change the grammar, or change the function of the word. Some words have two suffixes. **Examples:** print/**ed**, care/**ful**/**ly**

Directions: Divide the words into syllables, according to the rule, with / marks and write the accent mark (') above the primary vowel accent.

- | | | |
|-----------------|-----------------|--------------|
| 1. disable | 2. terrific | 3. envelope |
| 4. automobile | 5. expensive | 6. marrying |
| 7. eventful | 8. tentative | 9. basement |
| 10. immunity | 11. competitive | 12. reviewer |
| 13. rarity | 14. pedestrians | 15. onion |
| 16. adventurous | 17. researches | 18. nation |
| 19. courteous | 20. targeted | 21. creation |
| 22. cautious | 23. family | 24. ambition |
| 25. relational | 26. careless | 27. profess |

Suffix Syllable Division Worksheet #28

Suffix Syllable Rule: *Suffixes* are word parts at the ending of a word that change the meaning of the base word or incomplete root, change the grammar, or change the function of the word. Some words have two suffixes. **Examples:** print/**ed**, care/**ful**/**ly**

Word Jumbles Directions: Unjumble these words in the spaces provided. Carefully divide the words into syllables with / marks. Then, write the accent mark (') above the primary vowel accent.

1. ertfric _____

2. ygrmrain _____

3. csaererhse _____

4. ediouslci _____

5. veelnoep _____

Nonsense Words Directions: Carefully divide these nonsense words into syllables with / marks, according to the syllable rule.

6. q u i t c h a b l e

7. e n d m o n i o u s

8. l e v u t i o n a l

9. s t a r t r i a n

10. p a n t l i t y

Book Search Directions: Find four words that have different suffixes.

Book Titles: _____

_____ p.____ _____ p.____

_____ p.____ _____ p.____

Syllable Worksheet Answers

Closed Syllable Division Worksheet #1

- | | | |
|-----------------|---------------|--------------|
| 1. náp/kin | 2. pén/cil | 3. fíd/get |
| 4. píc/nic | 5. cón/test | 6. bán/dit |
| 7. át/las | 8. in/vén/ted | 9. ín/sult |
| 10. plás/tic | 11. sánd/wich | 12. hún/dred |
| 13. món/ster | 14. trúm/pet | 15. ín/sect |
| 16. fan/tás/tic | 17. splén/did | 18. céc/tus |
| 19. mág/net | 20. cán/yon | 21. ác/tress |
| 22. quin/tét | 23. kíd/nap | 24. lóc/ker |
| 25. púmp/kin | 26. sub/tráct | 27. frán/tic |

Closed Syllable Division Worksheet #2

Word Jumbles

- (1) kíd/nap
- (2) fan/tás/tic
- (3) sánd/wich
- (4) sub/tráct
- (5) púmp/kin

Nonsense Words

- (6) latch/len
- (7) cam/blund
- (8) rest/bilt
- (9) thich/es/tel
- (10) bod/in/let

Book Search: The Clarifier shows the worksheet to the teacher to check answers.

Syllable Worksheet Answers

Open Syllable Division Worksheet #3

- | | | |
|-------------|-------------|-------------|
| 1. lá/zy | 2. phó/to | 3. frée/bie |
| 4. é/go | 5. í/vy | 6. hó/bo |
| 7. té/pee | 8. de/cáy | 9. spí/cy |
| 10. slów/ly | 11. pa/yée | 12. grá/vy |
| 13. zé/ro | 14. pá/stry | 15. só/lo |
| 16. có/coa | 17. slí/my | 18. cú/tie |
| 19. re/plý | 20. há/lo | 21. re/páy |
| 22. shá/dy | 23. de/ný | 24. vé/to |
| 25. tá/sty | 26. be/lów | 27. tró/phy |

Open Syllable Division Worksheet #4

Word Jumbles

- (1) phó/to
- (2) slí/my
- (3) free/bie
- (4) tró/phy
- (5) pá/stry

Nonsense Words

- (6) glow/ly
- (7) tí/play
- (8) mu/shi/lee
- (9) tra/dy/by
- (10) stri/lu/bea

Book Search: The Clarifier shows the worksheet to the teacher to check answers.

Syllable Worksheet Answers

Silent Final *e* Syllable Division Worksheet #5

- | | | |
|-----------------|------------------|--------------------|
| 1. báse/ment | 2. o/bése | 3. fá/ding |
| 4. scé/ner/y | 5. háte/ful | 6. com/péte |
| 7. líve/ly | 8. de/códe | 9. en/shríne |
| 10. lóne/ly | 11. glí/ded | 12. mis/quó/ted |
| 13. re/leáse | 14. mú/ting | 15. sáles/man |
| 16. mis/úsed | 17. fé/male | 18. bá/ker/y |
| 19. re/céived | 20. su/préme/ly | 21. dí/ning |
| 22. bríde/groom | 23. míd/wife | 24. dis/púte |
| 25. cóm/pote | 26. ex/cíte/ment | 27. dí/s/lo/ca/ted |

Silent Final *e* Syllable Division Worksheet #6

Word Jumbles

- (1) en/shríne
- (2) re/céived
- (3) scé/ner/y or séc/ne/ry
- (4) bríde/groom
- (5) dí/s/lo/ca/ted

Nonsense Words

- (6) plame/ment
- (7) lite/sine
- (8) stree/blete
- (9) anes/plume
- (10) rone/brute/ful

Book Search: The Clarifier shows the worksheet to the teacher to check answers.

Syllable Worksheet Answers

Vowel Teams Syllable Division Worksheet #7

- | | | |
|----------------|-----------------|-------------------|
| 1. ów/ner/ship | 2. through/óut | 3. áw/ful |
| 4. éye/brows | 5. óint/ment | 6. cáu/tious/ness |
| 7. hów/ling | 8. wéigh/ty | 9. áf/ter/thought |
| 10. róugh/ly | 11. re/céipt | 12. bóast/ful |
| 13. róa/ster | 14. chéap/skate | 15. un/der/góes |
| 16. wóo/den | 17. be/twéen | 18. ráin/fall |
| 19. gréa/test | 20. mís/chief | 21. spráy/ing |
| 22. déath/like | 23. fríend/ship | 24. sléigh/ing |
| 25. frúit/ful | 26. féw/est | 27. kény/stroke |

Vowel Teams Syllable Division Worksheet #8

Word Jumbles

- (1) róugh/ly
- (2) sléigh/ing
- (3) chéap/skate
- (4) un/der/góes
- (5) cáu/tious/ly

Nonsense Words

- (6) steath/lent
- (7) tais/ween
- (8) clow/lief
- (9) troi/glein
- (10) bough/lawz/ly

Book Search: The Clarifier shows the worksheet to the teacher to check answers.

Syllable Worksheet Answers

r – controlled Vowel Syllable Division Worksheet #9

- | | | |
|--------------------|-----------------|--------------------|
| 1. ár/gu/ment | 2. ár/tis/tic | 3. búr/glar |
| 4. per/spir/á/tion | 5. er/rá/tic | 6. ad/mír/er |
| 7. cír/cum/vent | 8. súr/name | 9. tor/ná/do |
| 10. fór/mat | 11. ter/ráin | 12. fírm/ly |
| 13. ab/súrd | 14. úr/gent/ly | 15. súl/fur |
| 16. er/ró/ne/ous | 17. cíg/ar/ette | 18. múr/mur |
| 19. stir/ring | 20. hér/der | 21. cúr/tain |
| 22. squír/ming | 23. vír/tu/al | 24. char/mer |
| 25. e/nór/mous | 26. im/mor/tál | 27. un/cér/tain/ty |

r – controlled Vowel Syllable Division Worksheet #10

Word Jumbles

- (1) cúr/tain
- (2) súl/fur
- (3) cír/cum/vent or cir/cum/vént
- (4) térror/ist
- (5) tár/get/ed or tár/ge/ted

Nonsense Words

- (6) larc/lun
- (7) sen/ter/ment
- (8) slan/birge
- (9) or/sham/be
- (10) dour/leel/ster

Book Search: The Clarifier shows the worksheet to the teacher to check answers.

Syllable Worksheet Answers

Double Consonant Syllable Division Worksheet #11

- | | | |
|------------------|---------------------|-------------------|
| 1. ex/tén/ded | 2. stóp/ping | 3. stút/ter |
| 4. sin/cére/ly | 5. tý/phoid | 6. slúg/gish/ly |
| 7. im/pór/tant | 8. per/mít/ted | 9. for/gót/ten |
| 10. star/vá/tion | 11. sub/stán/tial | 12. re/ad/mít/ted |
| 13. bóok/worm | 14. séam/stress | 15. kíd/napped |
| 16. stár/ring | 17. im/prín/ted | 18. as/tó/nished |
| 19. dis/cússed | 20. splít/ting | 21. fít/ness |
| 22. mád/ness | 23. glád/den | 24. púr/ring |
| 25. shíp/ment | 26. pre/sen/tá/tion | 27. híc/cupped |

Double Consonant Syllable Division Worksheet #12

Word Jumbles

- (1) stár/ring
- (2) dis/cússed
- (3) for/gót/ten
- (4) re/ad/mít/ted
- (5) híc/cupped

Nonsense Words

- (6) de/wap/ping
- (7) et/ten/bond
- (8) strim/mied
- (9) thrun/nerd
- (10) clog/gest

Book Search: The Clarifier shows the worksheet to the teacher to check answers.

Syllable Worksheet Answers

Inflected Endings Syllable Division Worksheet #13

- | | | |
|--------------------|-------------------|--------------------|
| 1. rá/di/os | 2. dis/kétte | 3. vír/tu/ous |
| 4. ró/de/os | 5. pos/séssed | 6. mis/be/há/vior |
| 7. sú/per/he/roes | 8. ún/der/ta/king | 9. be/réave/ment |
| 10. míd/wives | 11. wrít/ten | 12. néigh/bor/hood |
| 13. búd/dies | 14. mí/cro/scope | 15. re/púl/sion |
| 16. món/keys | 17. Míd/dle/ville | 18. mu/tá/tion |
| 19. éye/brows | 20. séal/ant | 21. fúr/i/ous |
| 22. cóu/ches | 23. in/vén/tor | 24. wís/dom |
| 25. in/fá/tu/a/ted | 26. ác/tress | 27. un/kínd/est |

Inflected Endings Syllable Division Worksheet #14

Word Jumbles

- (1) vír/tu/ous
- (2) pos/séssed
- (3) mu/tá/tion
- (4) éye/brows
- (5) in/vén/tor

Nonsense Words

- (6) mitch/led
- (7) cust/lest
- (8) yel/ton/ment
- (9) whith/ant or whi/thant
- (10) to/lunt/stried or tol/unt/stried

Book Search: The Clarifier shows the worksheet to the teacher to check answers.

Syllable Worksheet Answers

Schwa Syllable Division Worksheet #15

- | | | |
|----------------------|------------------------|------------------|
| 1. a/bóut | 2. pré/par/a/to/ry | 3. móun/tain |
| 4. kít/ten | 5. cé/m/e/te/ry | 6. mís/chie/vous |
| 7. éa/si/ly | 8. en/gi/néer | 9. vé/hi/cle |
| 10. gál/lo/ping | 11. wél/come | 12. pór/poi/ses |
| 13. ap/plí/ca/ble | 14. rep/re/sén/ta/tive | 15. ná/tu/ral |
| 16. math/e/má/tic | 17. dí/a/gram | 18. pér/se/cute |
| 19. dis/cóv/er/y | 20. i/mág/i/nar/y | 21. in/vís/i/ble |
| 22. wón/der/ful | 23. sóph/o/more | 24. mé/l/o/dy |
| 25. de/lí/ber/ate/ly | 26. sým/pho/ny | 27. trá/v/el/ing |

Schwa Syllable Division Worksheet #16

Word Jumbles

- (1) dí/a/gram
- (2) wél/come
- (3) en/gi/néer or en/gin/éer
- (4) cé/me/ter/y or cé/m/e/ter/y
- (5) re/pre/sén/ta/tive or rep/re/sén/ta/tive or re/pre/sént/a/tive or rep/re/sént/a/tive

Nonsense Words

- (6) kerl/ion
- (7) a/dend/ous or a/den/dous
- (8) com/mes/tri/ous
- (9) mus/tain/ly
- (10) dow/man

Book Search: The Clarifier shows the worksheet to the teacher to check answers.

Syllable Worksheet Answers

Consonant-“le” Syllable Division Worksheet #17

- | | | |
|----------------|----------------|------------------|
| 1. hán/dle | 2. hás/sled | 3. tríc/kled |
| 4. mú/scle | 5. húm/ble | 6. cát/tle/man |
| 7. sín/gle | 8. púr/ple | 9. rí/fle |
| 10. pád/dling | 11. méa/sles | 12. tíc/klis |
| 13. cír/cling | 14. bó/tle | 15. sét/tle/ment |
| 16. tóg/gle | 17. sám/ple | 18. stí/fle |
| 19. crá/dle | 20. trí/fling | 21. un/búc/kled |
| 22. ún/cle | 23. fá/bled | 24. gén/tle/men |
| 25. en/cír/cle | 26. trí/an/gle | 27. re/shúf/fle |

Consonant-“le” Syllable Division Worksheet #18

Word Jumbles

- (1) púr/ple
- (2) mús/cle
- (3) hán/dle
- (4) pád/dling or pád/dl/ing
- (5) sét/tle/ment

Nonsense Words

- (6) mus/gle
- (7) la/tle/man
- (8) pun/ble/mant
- (9) aw/fle/tine
- (10) yas/sle/ly

Book Search: The Clarifier shows the worksheet to the teacher to check answers.

Syllable Worksheet Answers

Vowel Pronunciation Shift Syllable Division Worksheet #19

- | | | |
|-------------------|-------------------|-------------------|
| 1. com/péte | 2. com/pé/ti/tive | 3. com/pe/tí/tion |
| 4. re/péa/ting | 5. re/pé/ti/tive | 6. re/pe/tí/tious |
| 7. hýp/no/tize | 8. hyp/nó/tic | 9. hyp/nó/sis |
| 10. mét/al | 11. me/tál/lic | |
| 12. ex/tré/mi/ty | 13. ex/tréme | |
| 14. ló/cal | 15. lo/cál/i/ty | |
| 16. dí/ning | 17. dín/ner | |
| 18. in/sán/i/ty | 19. in/sáne | |
| 20. pléas/ant | 21. pléas/ing | |
| 22. pre/súme | 23. pre/súmp/tion | |
| 24. de/fí/ning | 25. déf/i/ni/tion | |
| 26. re/ci/tá/tion | 27. re/cíte | |

Vowel Pronunciation Shift Syllable Division Worksheet #20

Word Jumbles

- (1) re/péa/ting or re/péat/ing
- (2) re/pé/ti/tive or re/pét/i/tive
- (3) re/pe/tí/tion or rep/e/tí/tion
- (4) de/fí/ning or de/fín/ing
- (5) de/fi/ní/tion or def/i/ní/tion or de/fin/í/tion

Nonsense Words

- (6) quat/tize
- (7) quat /ic or qua/tic
- (8) quat/ing or qua/ting
- (9) quat/ed or qua/ted
- (10) quat/ly

Book Search: The Clarifier shows the worksheet to the teacher to check answers.

Syllable Worksheet Answers

Consonant Pronunciation Shift Syllable Division Worksheet #21

- | | | |
|-----------------|---------------------|-----------------|
| 1. crít/ic | 2. crít/i/cize | 3. cri/tíque |
| 4. méd/i/cine | 5. méd/i/cal | 6. me/dí/ci/nal |
| 7. pól/i/tics | 8. pol/i/tí/cian | 9. pól/i/cy |
| 10. re/sígn | 11. síg/na/ture | |
| 12. e/léc/tion | 13. e/léct | |
| 14. vé/hi/cle | 15. ve/hí/cu/lar | |
| 16. con/démn | 17. con/dem/ná/tion | |
| 18. bén/e/fit | 19. ben/e/fí/cial | |
| 20. di/víde | 21. di/ví/sion | |
| 22. mág/ic | 23. ma/gí/cian | |
| 24. cól/lege | 25. col/lé/gi/al | |
| 26. prác/ti/cal | 27. prác/tice | |

Consonant Pronunciation Shift Syllable Division Worksheet #22

Word Jumbles

- (1) pól/i/tics or póli/tics
- (2) po/li/tí/cian or pol/li/tí/cian
- (3) mág/ic or mágic
- (4) pól/i/cy or póli/cy
- (5) ma/gí/cian

Nonsense Words

- | | |
|------------------------------|---|
| (6) un/de/fit | un/de/fi/cial |
| (7) ant/cide | ant/ci/di/sion |
| (8) lut/teg | lut/te/gi/al or lut/teg/i/al or lut/te/gial |
| (9) ot/dar/nal or ot/darn/al | ot/dar/ni/nal |
| (10) at/lic | at/li/cian |

Book Search: The Clarifier shows the worksheet to the teacher to check answers.

Syllable Worksheet Answers

Accent Shift Syllable Division Worksheet #23

- | | |
|--------------------|---------------------|
| 1. mó/ment | 2. mo/mén/tous |
| 3. ab/strác/tion | 4. áb/stract |
| 5. bi/o/lóg/i/cal | 6. bi/ól/o/gy |
| 7. e/léc/tric | 8. e/lec/tríc/i/ty |
| 9. ál/ler/gy | 10. al/lér/gic |
| 11. con/sérve | 12. con/ser/vá/tion |
| 13. mág/net | 14. mag/nét/ic |
| 15. trán/quil | 16. tran/quíl/i/ty |
| 17. pho/tóg/ra/phy | 18. phó/to/graph |
| 19. pré/view | 20. pre/víew/ing |
| 21. in/júr/i/ous | 22. ín/jur/y |
| 23. dém/o/crat | 24. de/móc/ra/cy |

Accent Shift Syllable Division Worksheet #24

Word Jumbles

- (1) al/lér/gic
- (2) ál/ler/gy
- (3) cón/vict
- (4) con/víc/tion

Nonsense Words

- | | |
|----------------|--------------------------------|
| (5) pál/ric | pal/rí/ci/ty |
| (6) trí/serve | tri/ser/vá/tion |
| (7) nú/quel | nu/quél/i/ty |
| (8) dów/ter | dow/tér/i/ous |
| (9) clás/ten | clas/tén/a/cy or clas/té/na/cy |
| (10) tél/i/cal | te/lí/ci/sm |

Book Search: The Clarifier shows the worksheet to the teacher to check answers.

Syllable Worksheet Answers

Prefix Syllable Division Worksheet #25

- | | | |
|--------------------|--------------------|----------------|
| 1. án/ti/dote | 2. com/mún/i/ty | 3. en/gáge |
| 4. in/ác/tive | 5. re/súr/gence | 6. em/phát/ic |
| 7. im/mó/bile | 8. en/er/gét/ic | 9. nón/sense |
| 10. sú/per/man | 11. un/der/stánd | 12. il/lé/gal |
| 13. ír/ri/tant | 14. déf/i/nite/ly | 15. fóre/word |
| 16. míd/dle | 17. pre/scrip/tion | 18. ó/ver/view |
| 19. un/sán/i/tar/y | 20. sém/i/cir/cle | 21. tráns/port |
| 22. co/óp/er/ate | 23. dis/tín/guish | 24. prós/per |
| 25. con/vén/tion | 26. mis/léad/ing | 27. col/lécts |

Prefix Syllable Division Worksheet #26

Word Jumbles

- (1) com/mú/ni/ty or com/mún/i/ty
- (2) il/lé/gal
- (3) pre/scrip/tion
- (4) dis/tín/guish
- (5) con/vén/tion

Nonsense Words

- (6) con/tile
- (7) re/pense
- (8) pre/pert
- (9) an/per/tate
- (10) fore/ket/ta/ny

Book Search: The Clarifier shows the worksheet to the teacher to check answers.

Syllable Worksheet Answers

Suffix Syllable Division Worksheet #27

- | | | |
|--------------------|--------------------|----------------|
| 1. dis/a/ble | 2. ter/rif/ic | 3. en/vel/ope |
| 4. au/to/mo/bile | 5. ex/pen/sive | 6. mar/ry/ing |
| 7. e/vent/ful | 8. ten/ta/tive | 9. base/ment |
| 10. im/mun/i/ty | 11. com/pet/i/tive | 12. re/view/er |
| 13. rar/i/ty | 14. pe/des/tri/ans | 15. on/ion |
| 16. ad/ven/tur/ous | 17. re/search/es | 18. na/tion |
| 19. cour/te/ous | 20. tar/get/ed | 21. cre/a/tion |
| 22. cau/tious | 23. fam/i/ly | 24. am/bi/tion |
| 25. re/la/tion/al | 26. care/less | 27. pro/fess |

Suffix Syllable Division Worksheet #28

Word Jumbles

- (1) ter/rí/fic or ter/ríf/ic
- (2) már/ry/ing
- (3) ré/sear/ches or ré/search/es or re/séar/ches or re/séarch/es
- (4) de/lí/cious
- (5) én/ve/lope or én/vel/ope or en/vé/lope or en/vél/ope

Nonsense Words

- (6) quitch/a/ble
- (7) end/mo/ni/ous
- (8) le/vu/tion/al
- (9) star/tri/an
- (10) pant/li/ty

Book Search: The Clarifier shows the worksheet to the teacher to check answers.

Syllable Rules

Syllable Rule #1: Every syllable has a vowel. The common vowels are *a*, *e*, *i*, *o*, and *u*.

Syllable Rule #2: When the vowel is not at the end of a syllable, it has a short sound. The Vowel-Consonant (VC) and Consonant-Vowel-Consonant (CVC) patterns are called *closed syllables*. For example, *bas-ket* is a CVC-CVC word with the short vowels *ă* and *ĕ*.

Syllable Rule #3: When the vowel is at the end of a syllable, it has a long sound. The Consonant-Vowel (CV) and Consonant-Consonant-Vowel (CCV) patterns are called *open syllables*. For example, *be-low* is a VC-VC word with the long vowels *ā* and *ō*.

Syllable Rule #4: Vowel digraphs are paired vowels that have only one vowel sound. Usually the first vowel indicates the sound of the vowel digraph. For example, in the word *boat*, the vowel digraph is “oa” and the sound is /ō/. Usually keep vowel digraphs in the same syllable.

Syllable Rule #5: Base words are roots that form complete words. A root is the meaning-based syllable that may or may not connect to prefixes or suffixes. Usually keep the original spelling of the base word when connecting to prefixes and suffixes. For example, *kick* in *kicking*.

Syllable Rule #6: Compound words consist of two or three base words (roots that form complete words). Usually keep the original spellings of the base words in compound words. The spelling rules do not change the spelling of the base words. For example, *bridesmaid*.

Syllable Rule #7: An incomplete root is the meaning-based syllable that connects to prefixes and/or suffixes. Unlike a base word, the incomplete root is not a complete word. Both ending vowels and consonants can change when connecting to other roots and suffixes. Sometimes a vowel or consonant is either added or dropped. For example, *vis* in *visible*.

Syllable Rule #8: Keep the silent final “e” and the vowel before in the same syllable. The silent final “e” makes the vowel before a long sound if there is only one consonant in between the vowel and the “e”. For example, *basement*.

Syllable Rule #9: Vowel diphthongs are paired vowels that have two vowel sounds. For example, “au” in *saucers*. Like vowel digraphs, they stay in the same syllable.

Syllable Rule #10: Prefixes are meaningful word parts attached to the beginnings of words. More than one prefix can begin a word. For example, *mis* and *under* in *misunderstand*.

Syllable Rule #11: Suffixes are word parts attached to the endings of words. They can add meaning to the word or indicate a part of speech. More than one suffix can end a word. For example, *on* and *al* in *seasonal*.

Syllable Rule #12: Consonant digraphs, such as *sh*, and consonant blends, such as *str*, stay in the same syllable. For example, *shallow* and *straighten*. The /sh/ consonant digraph frequently changes to another consonant sound between different grammatical forms of the same root. For example, /sh/ to /k/ in *musician* and *magic*.

Syllable Rule #13: Keep the *r*-controlled vowels (ar, er, ir, or, and ur) in the same syllable. For example, *er-ror*.

Syllable Rule #14: Divide syllables between doubled consonants, for example *for-gét-ting*, unless the doubled consonant is part of a syllable included in a base word, for example *ful-fill-ment*.

Syllable Rule #15: Some short vowel sounds change to the soft /uh/ schwa sound with a different grammatical form of the same word. For example, in *cónduct* and *conductor* the “o” changes from a short vowel to a schwa.

Syllable Rule #16: Some long vowel sounds change to the soft /uh/ schwa sound with a different grammatical form of the same word. For example, in *repeat* and *repetition* the “e” changes from a long vowel to a schwa.

Syllable Rule #17: Some long vowel sounds change to the short vowel sound with a different grammatical form of the same word. For example, in *nation* and *national* the “a” changes from a long vowel to a short vowel.

Syllable Rule #18: Some silent consonants are pronounced when connected to different grammatical forms of the same root. For example, *numb* and *number*.

Syllable Rule #19: Many Greek and Latin prefixes change their spellings to match the roots to which they attach in order to make pronunciation easier. For example, *in* and *mobile* becomes *immobile*. These “chameleons” can change either their consonant or vowel spellings.

Syllable Rule #20: Many Greek and Latin suffixes are *morphemes*, which means that the word part is meaningful. For example, *viewable*. Other suffixes serve as *inflections*, which means that the suffix helps change the part of speech, but does not add meaning to the word. For example, *started*.

Accent Rules

Accent Rule #1: Each word with two or more syllables has one syllable whose vowel is accented. For example, *for-gét*. Accents are very important to spelling rules. *Accented* means that the sound of that vowel is stressed, or louder, than those in other syllables.

Accent Rule #2: A long word may have more than one accent. The vowel that is stressed more or most is called the *primary accent*. The primary accent is key to many of the spelling rules. A second accented vowel is called the *secondary accent*. For example, *cón-ver-sá-tion*. Very long words can have even more stressed vowel sounds, but only one primary accent.

Accent Rule #3: The primary accent is usually on the root before a double consonant. For example, *for-gét-ting*.

Accent Rule #4: Unaccented vowel sounds frequently have the soft /uh/ schwa sound, especially when there is only one letter in the syllable. All vowels can have the schwa sound. For example, the *a* in *a-boút*.

Accent Rule #5: The primary accent is usually on the first syllable in two-syllable words. For example, *páy-ment*.

Accent Rule #6: The primary accent is usually on the second syllable of two-syllable words that have a prefix in the first syllable and a root in the second syllable. For example, *dis-tráct*.

Accent Rule #7: For two-syllable words that act as both nouns and verbs, the primary accent is usually on the prefix (first syllable) of the noun and on the root (second syllable) of the verb. For example, *pró-duce* as a noun; *pro-dúce* as a verb.

Accent Rule #8: The primary accent is usually on the first syllable in three-syllable words, if that syllable is a root. For example, *chár-ac-ter*.

Accent Rule #9: The primary accent is usually on the second syllable in three-syllable words that are formed by a prefix-root-suffix. For example, *in-vést-ment*.

Accent Rule #10: The primary accent is usually on the second syllable in four-syllable words. For example, *in-tél-li-gent*.

GRAMMAR, MECHANICS, SPELLING, and VOCABULARY comprehensive Grades 4–8 series designed to help students master the Common Core Language Strand Standards. Each full-year program provides seven key instructional resources:

1. Twice per week scripted grammar, usage, and mechanics lessons
2. Twice per week language application openers
3. Weekly spelling patterns tests and spelling worksheets
4. Twice per week vocabulary worksheets with vocabulary study cards
5. Biweekly unit tests and summative spelling assessments
6. Diagnostic grammar, usage, mechanics, and spelling assessments with remedial worksheets
7. Appendices with syllable worksheets, review games, and reference tools

Here's what teachers are saying about the Grammar, Mechanics, Spelling, and Vocabulary (Teaching the Language Strand) programs...

"The most comprehensive and easy to teach grammar, usage, mechanics, spelling, and vocabulary program. The student workbooks are fantastic. I'm teaching each Standard in the Language Strand and remediating previous grade level Standards. The no prep and minimal correction design really respects a teacher's time. This program frees me up to teach!"
—Julie Villeneuve

GRAMMAR, MECHANICS, SPELLING, AND VOCABULARY
(Teaching the Language Strand)
Grades 4, 5, 6, 7, and 8 Teacher's Guide and Student Workbook BUNDLE
Ebook Download \$129.99

ABOUT THE AUTHOR AND PENNINGTON PUBLISHING

MARK PENNINGTON is an educational author, publisher, presenter, elementary reading specialist, and middle school teacher.

PENNINGTON PUBLISHING specializes in Grades 4–8 English Language Arts and Reading Intervention resources. Each assessment-based curriculum has been written by a teacher for teachers and their students and has been thoroughly field tested in classrooms.



penningtonpublishing.com
PHONE: 888.565.1635 | **FAX:** 866.897.5386
EMAIL: mark@penningtonpublishing.com

PENNINGTON PUBLISHING

CURRICULUM CATALOG

2018–2019



GRADES 4-8 ENGLISH LANGUAGE ARTS AND READING ASSESSMENT-BASED
INSTRUCTIONAL RESOURCES ALIGNED TO THE COMMON CORE STATE STANDARDS



Ebook Download
\$79.99

Program Includes the Reading Fluency and Comprehension Toolkit, Phonemic Awareness and Phonics Toolkit, Differentiated Spelling Instruction, and Much More

TEACHING READING STRATEGIES is the Tier I and II reading intervention program designed for Grades 4–Adult students. The program includes these instructional resources:

- 13 diagnostic reading assessments with recording matrix
- Complete explicit, systematic phonemic awareness and phonics program with phonics workshops and Mp3 audio files
- 48 expository animal articles with comprehension questions and vocabulary
- 43 expository animal fluencies (same text) with word number counts. Each fluency is progressively leveled from 3rd–7th grade.
- 129 YouTube fluency readings with each of the 43 animal fluencies recorded at 3 different reading speeds
- Complete syllabication program

"I am working with one class of ESL students and two classes of Tier II reading intervention students with behavior issues. Teaching Reading Strategies gives me the methods to address their specific areas of weakness. Thank you for creating these explicit and extensive resources for students in need." — Cathy Ford

TEACHING READING STRATEGIES Value Pack:

Get both the Teaching Reading Strategies program and the accompanying Sam and Friends Phonics Books BUNDLE Ebook Download for \$129.99.



Ebook Download
\$59.99

SAM AND FRIENDS PHONICS BOOKS

- 54 eight-page GUIDED READING PHONICS BOOKS (each with running records), designed for older readers with teenage cartoon characters and plots
- Phonics, sight words, and fluency practice
- Completely aligned with the TEACHING READING STRATEGIES instructional sequence
- 5 comprehension questions per book based upon the SCRIP (Summarize, Connect, Re-think, Interpret, and Predict) comprehension strategies
- Word fluency timing chart for each story

"Just what my struggling middle school/high school readers need!" —Joy Hutchings

GRAMMAR OPENERS TOOLKIT is a slice of the TEACHING GRAMMAR AND MECHANICS program and includes these lessons:

- 64 grammar, spelling, and mechanics L.1,2 openers covering the key Language Progressive Skills from the Common Core Language Strand
- Each lesson focuses on 1 grammar, 1 spelling, and 1 mechanics skill or rule with short, interactive practice sentences.
- Basic and advanced teaching options

"Fantastic. The sentence diagramming really helps my students."
—Weda Burns

THE PENNINGTON MANUAL OF STYLE is a writers reference guide for grades 4-12 students and their teachers and provides these resources:


- A downloadable (Windows only) insert e-comment bank of 438 common writing issues which detail what is wrong, why it is wrong, and how to fix errors
- Save time grading essays and give students better comments.
- Post on class or school websites.

"I've been using e-comments for a about a year now. What great savings of stress and hand-cramps! I just downloaded your Manual, another great reference." —Charles Young

ESSAY STRATEGIES TOOLKIT is a slice of the TEACHING ESSAY STRATEGIES program and includes the following resources:

- 42 essay strategy worksheets to teach introduction, body, and conclusion paragraphs with grammatical sentence variety (W.4,5,6)
- Remedial and advanced writing mini lessons and printable essay posters


"Great step by step worksheets that help students develop essay writing skills." —Michelle Hunter



Ebook Download
High School
\$29.99



Ebook Download
\$19.99



Ebook Download
\$19.99



Ebook Download
\$29.99
Grades 4, 5, 6, 7, and 8

COMMON CORE VOCABULARY TOOLKIT is a slice of the comprehensive **TEACHING THE LANGUAGE STRAND** program. Each grade 4, 5, 6, 7, and 8 toolkit includes these resources:

- 56 grade-level vocabulary worksheets with context clue sentences, homonyms, Greek and Latin affixes and roots, dictionary and thesaurus skills, figures of speech, word relationships, connotations, and academic language words (L.4,5,6)
- Vocabulary study cards, bi-weekly tests, syllable worksheets, and review games

"I used the 8th Grade Common Core Vocabulary Toolkit for the first time today. It was so cool and the kids loved it!"
—Melissa Williams




Ebook Download
\$29.99
Grades 4, 5, 6, 7, and 8

DIFFERENTIATED SPELLING INSTRUCTION is a slice of the comprehensive **TEACHING THE LANGUAGE STRAND** program. Each grade 4, 5, 6, 7, and 8 program provides these resources:

- Weekly grade-level spelling pattern tests with spelling sorts, diagnostic and summative assessments with recording matrices, remedial sound-spelling worksheets, syllable blending openers and worksheets
- Supplemental word lists and review games

"I work with a large ELL population at my school. The grade level spelling programs and remediation are perfect for my students."
—Heidi Wagner



Ebook Download
\$29.99

GRAMMAR TOOLKIT is a slice of the comprehensive **TEACHING THE LANGUAGE STRAND** program and includes the following:

- Diagnostic grammar, usage, and mechanics assessments with recording matrices
- 77 corresponding remedial grammar and mechanics worksheets. Each worksheet has a **FOCUS** section to explain the skill or rule, a **CONNECT TO WRITING** section with examples, a **PRACTICE** section, and a **WRITE** section which serves as the formative assessment.

"This is an amazing product. It makes individualized instruction a breeze!"—Shawna Pounds

READING FLUENCY AND COMPREHENSION TOOLKIT is a slice of the **TEACHING READING STRATEGIES** program and includes these instructional resources:

- 48 expository animal articles with comprehension questions and vocabulary
- 43 expository animal fluencies (same text) with word number counts. Each fluency is progressively leveled from 3rd–7th grade.
- 129 YouTube fluency readings with each of the 43 animal fluencies recorded at 3 different reading speeds

"Our middle school has purchased your Reading Fluency and Comprehension Toolkit. We are delighted with it and are happy with the results." —Heather Lewis



Ebook Download
\$29.99

ACADEMIC LITERACY CENTERS (full year lessons)

Grades 4, 5, 6, 7, 8 CCSS Aligned Grade-level Centers

- Reading (comprehension worksheets and fluency with YouTube modeled readings at 3 different speeds)
- Writing (sentence revision and mentor texts)
- Language Conventions (grammar and mechanics)
- Vocabulary (worksheets cover all L. 4, 5, 6 Standards)
- Spelling and Syllabication (sorts and syllable worksheets)
- Study Skills (note-taking, listening, test-prep, and more)

Remedial Centers

Phonics, Spelling, Grammar & Mechanics, Guided Reading

"The centers are easy for the groups to follow and learning is fun for me to to walk around and enjoy." —Michelle Holda-Vaccaro



Ebook Download
from \$19.99

PHONEMIC AWARENESS AND PHONICS TOOLKIT is a slice of the **TEACHING READING STRATEGIES** program and provides these resources:

- 13 diagnostic reading assessments with recording matrix
- Complete explicit, systematic phonemic awareness and phonics program with phonics workshops and Mp3 audio files

"Used during our after school tutoring to boost DIBELS scores. Great product! Thanks!"—Stephanie Pope

"Your reading assessments made me 'the hit' at our SHARE faculty meeting!"—Jane Farris



Ebook Download
\$29.99



Ebook Download
\$59.99

Program Includes The Pennington Manual of Style, Essay Strategies Toolkit, and Much More

TEACHING ESSAY STRATEGIES is designed to teach the W.1 Argumentative and W.2 Informational/Explanatory Common Core Writing Standards. The program includes these instructional resources:

- 42 essay strategy worksheets to teach introduction, body, and conclusion paragraphs with grammatical sentence variety (W.4, 5, 6)
- 8 writing process and 8 on-demand W.1 and W.2 essays with resource texts
- 150+ interactive sentence revision and rhetorical stance writing openers and 50+ remedial and advanced writing mini lessons plus printable essay posters
- 438 downloadable (Windows only) insert essay e-comments bank

"Your method of teaching argumentative essays is the most step-by-step that I have ever seen. Thanks again for the TES program."—Kris Fazi



Ebook Download
\$19.99

ESSENTIAL STUDY SKILLS

- 56 teacher or self-guided lessons. Each includes a personal assessment, study skills lesson, and reflection
- Perfect for substitute lessons, advocacy, advisory, study hall, or study skills elective classes
- The 20-minute lessons include online links for more practice.

"I teach a study skills class for 7th and 8th graders. Essential Study Skills has helped me shape the curriculum for the class. Thanks!"—Joseph Blankenship



Ebook Download
\$12.99

CRITICAL THINKING OPENERS TOOLKIT

- Observe, interpret, apply, and revise literary ideas and quotations with quick writing openers
- Develop higher order thinking with depth of knowledge practice
- Post on class or school websites

"Critical Thinking Openers is an excellent product. Provides additional writing practice and is thought provoking."—Lisa Moore

TEACHING GRAMMAR AND MECHANICS is a full-year grammar, spelling, and mechanics program covering the key Language Progressive Skills from the Common Core Language Strand. The program provides basic and advanced teaching options to meet the needs of your Grades 5-8 students:


- 64 interactive L.1,2 lessons formatted for classroom display with rules, examples, literary sentence modeling, error analysis, simple sentence diagrams, sentence dictation formative assessments, and engaging grammar cartoons by master cartoonist, David Rickert.
- Each lesson focuses on 1 grammar, 1 spelling, and 1 mechanics skill or rule with short, interactive practice sentences.
- Basic and advanced teaching options
- Grammar, usage, and mechanics diagnostic assessments with recording matrices
- 77 corresponding remedial grammar and mechanics worksheets

"I've been teaching for quite a while and seen quite a few grammar programs. This one is the best I've used."—Julie Veerkaamp

GRAMMAR COMICS! presents language arts lessons with fun and entertaining comics and activities.

- Illustrated by master cartoonist, David Rickert, these comics focus on the parts of speech plus the ten most common grammar, usage, and mechanics errors that students make in their writing.
- Guaranteed to make grammar fun!

"A sneaky way to get students to learn. Thank you! They loved it! 4 stars for quality, accuracy, practicality, thoroughness, creativity, and clarity."—Alex Hernandez



Ebook Download
\$59.99
Grades 4, 5, 6, 7, 8 and High School
A Slice of the Grammar, Mechanics, Spelling, and Vocabulary Program; Includes Grammar Openers Toolkit and Grammar Openers



Ebook Download
\$24.99

**IT'S EASY TO
PLACE AN
ORDER WITH
PENNINGTON
PUBLISHING.**

FAX 866.897.5386
Online penningtonpublishing.com
Phone 888.565.1635
Mail Pennington Publishing
3716 Falkirk Court
El Dorado Hills, CA 95762

Purchase orders, credit cards, PayPal, checks accepted.